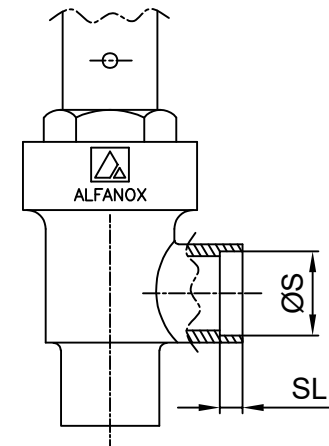
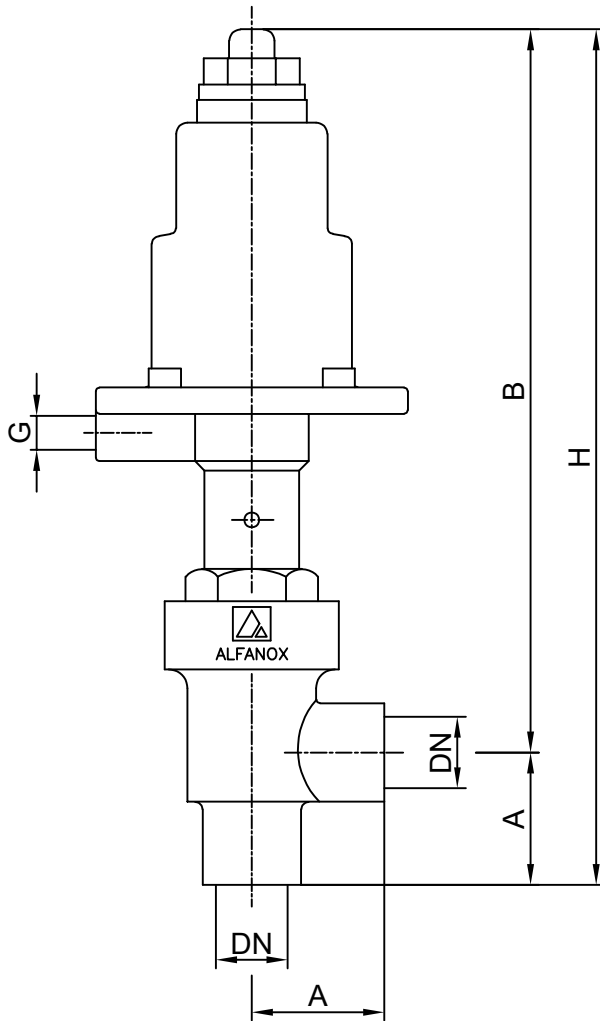


**STAINLESS STEEL
SOCKET WELDED
VERTICAL FLOW (90°) / PNEUMATIC ON-OFF VALVE**

SERIES : 402

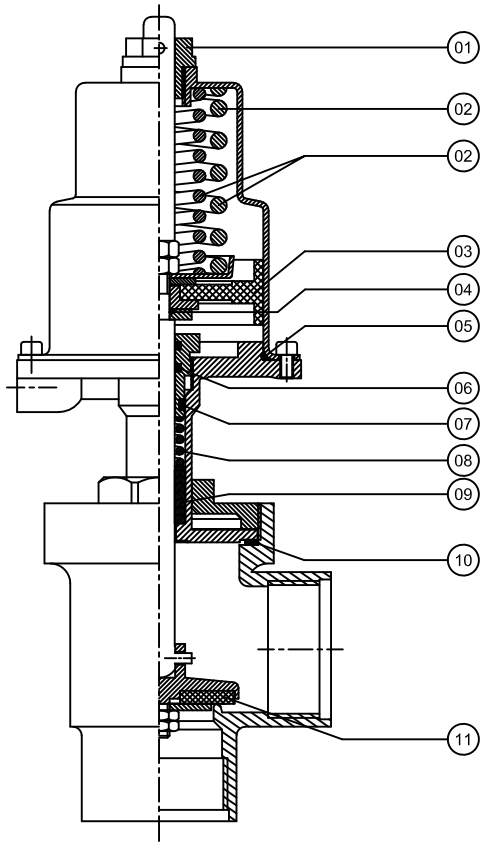


Socket Welded

DN		PISTON	Δp bar	A	B	H	G	ØS	SL	Kv m ³ /h	WEIGHT (KG)	
15	1/2"	Ø 50	21	35	195	230	G 1/8"	21,5	6	4,9	1,30	
		Ø 63	33		210	245					1,60	
20	3/4"	Ø 50	12	40	195	235		26,9		7,6	1,50	1,70
		Ø 63	27		210	250						
25	1"	Ø 50	7	45	195	240		33,9		13,7	2,00	2,60
		Ø 63	12		210	255						
		Ø 80	27		225	270						
32	1 1/4"	Ø 63	7	55	215	270		42,7		20,7	3,00	4,20
		Ø 80	12		235	290						
		Ø 100	26		255	310						
40	1 1/2"	Ø 63	5	60	220	280		48,6		34,2	2,80	3,50
		Ø 80	8		240	300						
		Ø 100	16		260	320						
50	2"	Ø 80	5	70	245	315	60,6	48,6	3,90	5,00		
		Ø 100	10		265	335						



ALFANOX



INSTRUCTIONS :

1. Valve can be fitted in any position.
2. Flow direction should be as indicated by an arrow
3. Working pressure for each size of valve should not be exceed the limits indicated in the chart.
4. Control pressure should not exceed the maximum and should not go lower then the minimum value.
5. CAUTION : Never fasten or remove the assembly nut prior to applying pressurized air.

For the spare part orders, notifying us about the part number at the chart below and also the serial number on the valve are adequate.

SPARE PART LIST		
PART NO	PART NAME	MATERIAL
01	UPPER SPINDLE GUIDE	NYLON 66
02	SPRING (SINGLE)	INOX
02	SPRING (DOUBLE)	INOX
02	SPRING (DOUBLE)	STEEL
03	PISTON GROUP	NBR+BRASS
04	PISTON O-RING	NBR
05	CYLINDER O-RING	SILICONE
06	STUFFING BOX O-RING	SILICONE
07	STUFFING BOX GASKET	SILICONE
08	STUFFING BOX SPRING	INOX
09	STUFFING BOX V-CHEVRON	PTFE
10	BODY SEALING GASKET	PTFE / SILICONE
11	SEAT SEAL	EPDM / PTFE / VITON

